

## A 8 0 J

### Platform

Working Height	86 ft. (26.21m)
Platform Height	80 ft. (24.38m)
Horizontal Reach w/ Riser Elevated	64 ft. 6 in. (19.66m)
Riser Height	22 ft. 1 in. (6.73m)
Unrestricted Platform Capacity	500 lbs. (227 kg)

### Dimensions

Platform Size	36 x 96 in. (0.91 x 2.44m)
Overall Height (stowed)	9 ft. 8 in. (2.95m)
Overall Length	36 ft. 6 in. (11.13m)
Overall Width	8 ft. (2.44m)
Track	6 ft. 6 in. (1.98m)

### Tailswing:

Riser Up	1 ft. (0.30m)
Riser Down	5 ft. 5.5 in. (1.66m)
Wheelbase	12 ft. (3.66m)
Ground Clearance	1 ft. (0.30m)

### Performance

Drive/Steer	4-wheel drive, 4-wheel steer
Maximum Drive Speed	2.5 mph (4.0 km/h)
Gradeability (theoretical)*	50%
Tire Size	14.75/80R-20 Loader Lug
Tire Fill	Foam
Swing Speed	0.5 rpm
Turning Radius (outside)	17 ft. 6 in. (5.33m)

### Power Source

Engine	Cummins 4BT 3.9 Diesel Water-cooled
Engine Horsepower	100 hp (75 kw)
Fuel Tank Capacity	45 gal. (170 liters)
Optional Engine	Ford CSG 6.49 Dual Fuel @110hp (82kw)

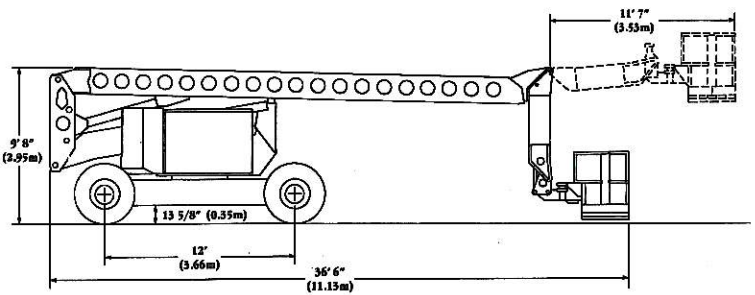
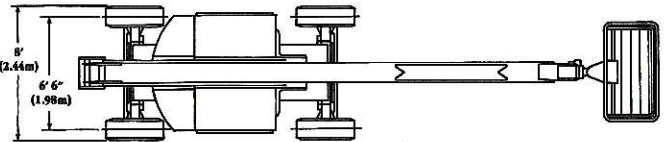
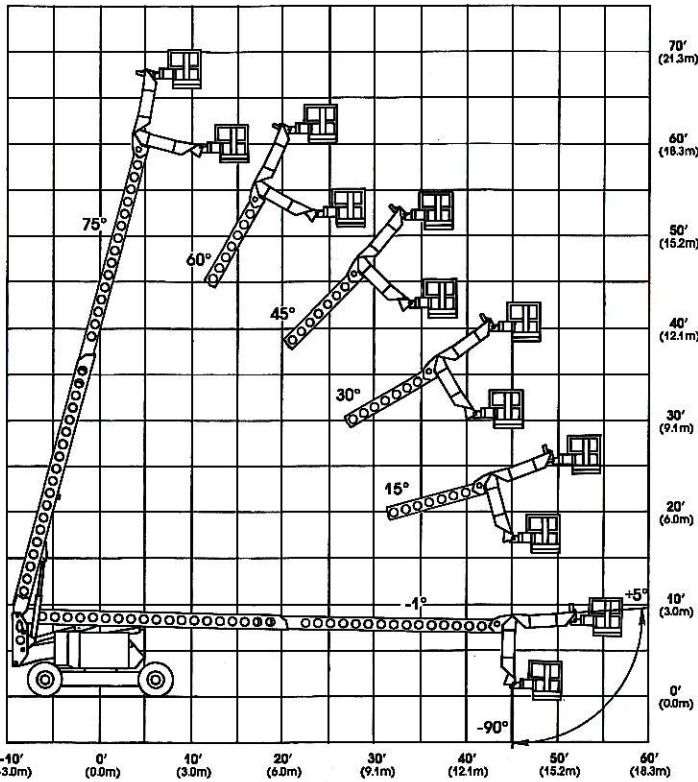
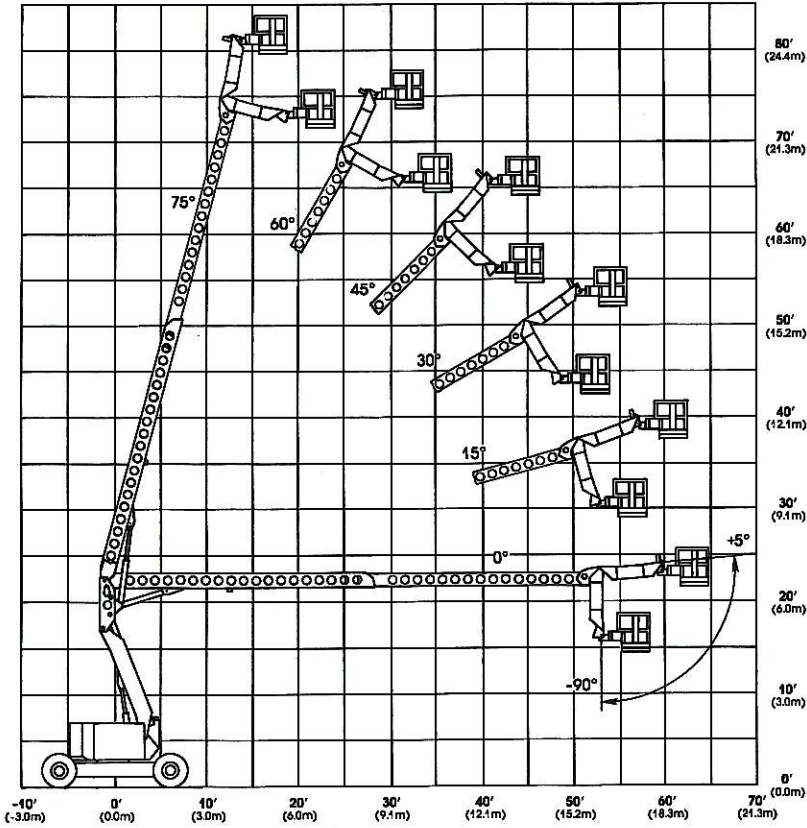
### Hydraulics

Reservoir Capacity	50 gal. (189 liters)
Hydraulic Pump Type	Piston
Filtration	10 micron

### Shipping Information

Gross Vehicle Weight	42,800 lbs. (19,415 kg)
Shipping Cube	2,774 cu. ft. (78.5m <sup>3</sup> )

\*Published machine gradeability is theoretical. Machine to be in a stowed driving position. Always operate machine on a firm, level surface when elevated.



**PRODUCT PROTECTION PLAN**

**One-year parts warranty**  
**One-year labor warranty**  
**Seven-year structural warranty**



\* See warranty information for any limitations or restrictions that may apply